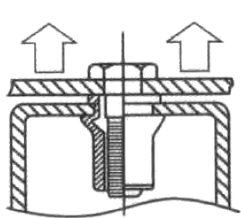
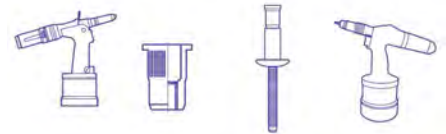
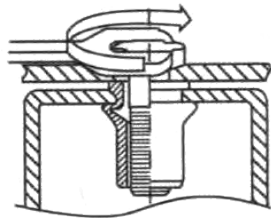


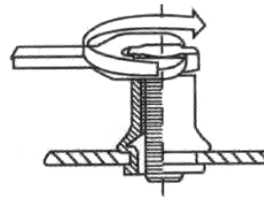
# RIVNUT TECHNICAL DATA SHEET



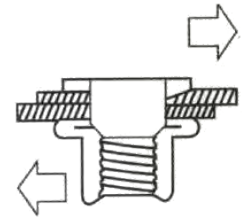
Axial proof load



Broken torque



Torque to turn



Shearing Strength

## AXIAL PROOF LOAD FOR THREAD

Unit: N

Rivnut	Mechanical Characteristics		Thread Size						
			M3	M4	M5	M6	M8	M10	M12
Round and Hex, Flat and Countersunk	Proof Load	Steel / Stainless Steel	3900	6800	11500	16500	25000	32000	34000
		Aluminium	1900	4000	6500	7800	12300	17500	~

## BROKEN TORQUE

Unit: N.m

Thread Size	M3	M4	M5	M6	M8	M10	M12
Steel / Inox Flat head, round and hex	2	5	8.5	15	26	50	80
Steel / Inox Countersunk head, round and hex	1	4	8	15	26	45	70
Steel / Inox Reduced head, round and hex	1	3	6	11	20	32	50
Aluminium flat and reduced (counter) head, round body	0.7	2.5	5	8	20	25	~

## TURNING TORQUE FOR CLAMPING FORCE

Unit: N.m

Thread Size	M3	M4	M5	M6	M8	M10	M12
Steel / Inox Flat head, round body	0.5	1	2	4.5	5.5	11	30
Steel / Inox Countersunk head, round body	0.4	0.8	1.5	3.5	4.5	8.5	24
Aluminium Flat head, round body	0.25	0.9	1.5	3.5	5	6.5	21
Aluminium reduced (counter) head, round body	0.2	0.7	1.2	2.5	4	5	16

## SHEARING STRENGTH

Unit: N

Rivnut	Mechanical Characteristics		Thread Size						
			M3	M4	M5	M6	M8	M10	M12
Round and Hex, Flat and Countersunk	Shearing	Steel / Stainless Steel	900	1500	2000	3000	4400	5000	6500
		Aluminium	600	1000	1200	2000	2400	3800	~

Steel = C1008 / Stainless Steel = ANSI304 / Aluminium = Almg2.5

**Dafra Fastening Systems - Rivets Rivnuts & Tooling**

1 / 7 Jarrah Dr, Braeside, VIC 3195, Australia

P: +61 3 9555 6872 | F: +61 3 9555 0803

E: sales@dafra.com.au | dafra.com.au

