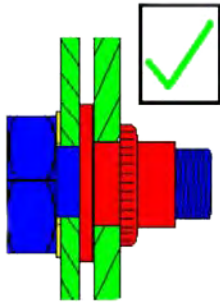


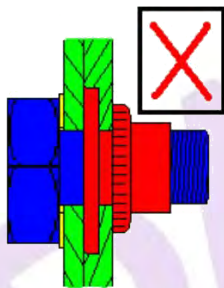
IDEAL INSTALLATION



Bearing surface clamps against rivnut flange, increasing torque to turn.

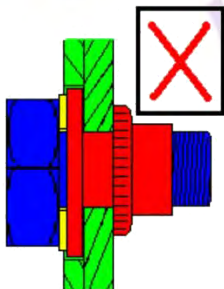
Rivnut Size	Torque Tightening Values Nm. (class 4.6 bolt)
M3	0.44 Nm
M4	1.0 Nm
M5	2.1 Nm
M6	3.5 Nm
M8	8.5 Nm
M10	17 Nm
M12	30 Nm
Bolt tensions detailed above equate to 65% of the proof load.	

INCORRECT INSTALLATION



Flange rebated into material, torque to turn reduced.

In this example the only thing stopping the rivnut from spinning when over tightened is the clamping force of the formed flange of the rivnut.



Hole in bearing surface too large.

In this example the only thing stopping the rivnut from spinning is the formed flange of the rivnut.